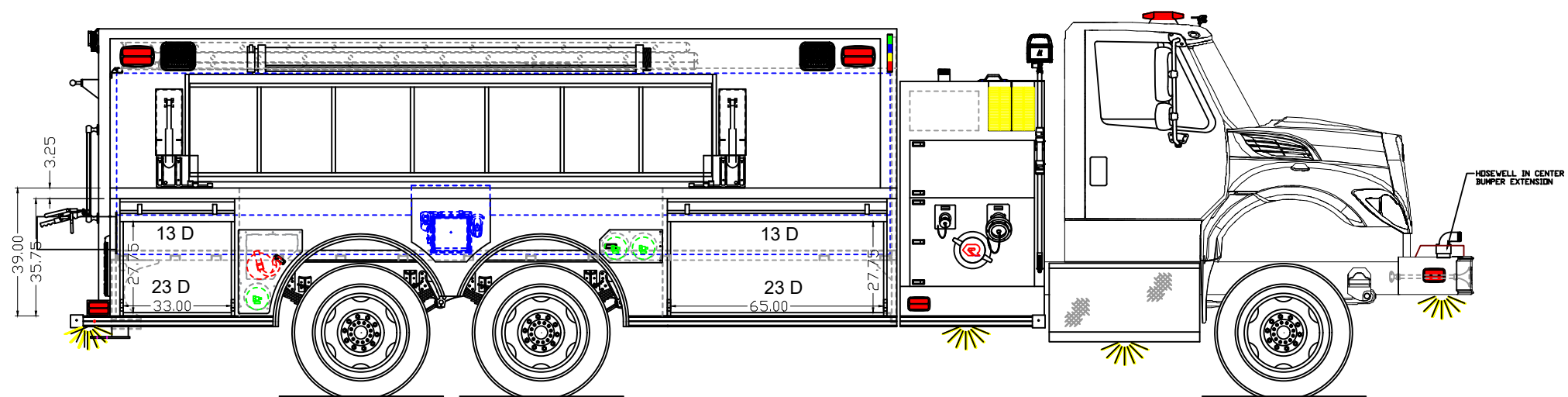
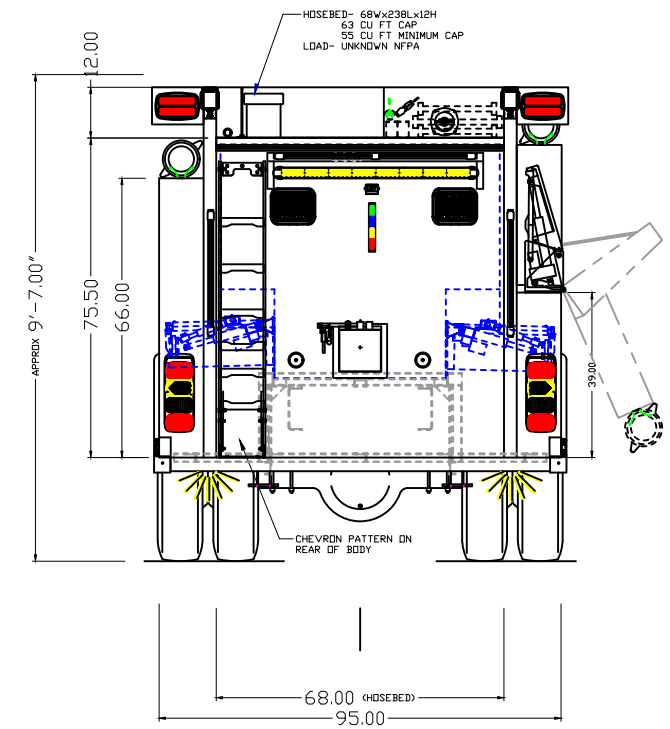
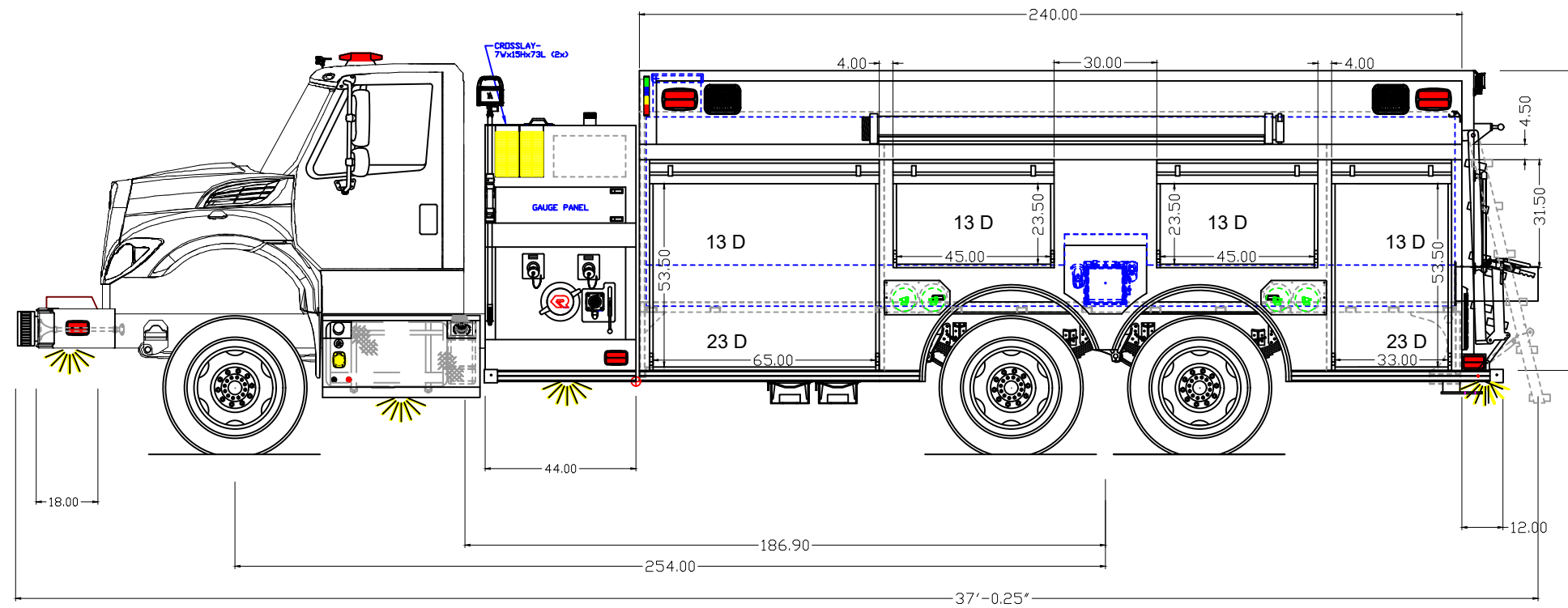


- NOTES:
1. OVERALL HEIGHT IS IN LOADED CONDITION. UNLOADED HEIGHTS MAY BE 4" ABOVE HEIGHTS SHOWN.
 2. DO NOT SCALE DRAWING
 3. ALL DIMENSIONS ARE APPROX. AND SUBJECT TO ENGINEERING CHANGES.
 4. DRAWING MAY OR MAY NOT SHOW ALL ITEMS AS DESCRIBED IN THE WRITTEN DETAIL SPECIFICATIONS.
 5. INCLUSION OF AN ITEM ON THE DRAWING DOES NOT CONSTITUTE INCLUSION OF THAT ITEM WITH THE FINAL DELIVERED UNIT.



CHASSIS:	HV607 SBA
BODY MODEL:	FX - 3/16"
PUMP:	HALE Q-MAX 1500 GPM
PUMP PANELS:	LINE-X
COMPT INTERIOR:	LINE-X
WATER/FOAM:	3000 GALLONS
MAX HEIGHT:	10'
MAX LENGTH:	NA

REV	DATE	DESCRIPTION	INIT
-	3-1-24	PRE-SALES DRAWING	MJ

PROPRIETARY AND CONFIDENTIAL
 THE INFORMATION CONTAINED IN THIS DRAWING IS THE SOLE PROPERTY OF ROSENBAUER. ANY REPRODUCTION IN PART OR AS A WHOLE WITHOUT THE WRITTEN PERMISSION OF ROSENBAUER IS PROHIBITED.

TRUCK NUMBER: **876-D**

DEALER: NAFECO

CUSTOMER: ELSANOR FIRE DEPT

